




April 20, 2011

 [Print](#)  [Email](#)  [+ Font](#)  [- Font](#)

'Good Morning America' Samples Found Clean of Petroleum

Ron Kendall said the small sample size represents a single snapshot of time and space, and more research is necessary to see the full picture.

Written by [John Davis](#)

 Like  77



Kendall said that more research is necessary to see the full picture of the effect of the oil spill.


After receiving a second shipment of Louisiana seafood samples from producers at ABC-TV's "Good Morning America," researchers at Texas Tech University again found no evidence of petroleum hydrocarbons.


The report aired Tuesday (April 19), during the morning show's one-year anniversary oil spill coverage.

Though these samples were clean, the sample size was small and more research is necessary before the full picture can be seen, said Ron Kendall, director of The Institute of Environmental and Human Health (TIEHH).

"We found the same thing as we did in our August sample report," Kendall said. "There was no evidence of petroleum hydrocarbons in the low parts-per-billion range. So, in terms of total polycyclic aromatic hydrocarbons (PAHs), of which some are known to be toxic or carcinogenic, they were clean. However, everyone should realize the sample size was extremely small and that these data represent just a snapshot of time and space. These samples were collected close to the shore. We don't know that this may be the case further out at sea. We believe sampling and analyses should continue, and that independent science-based research needs to continue."

Near shore, Kendall said wave action, sunlight and shallow water help to break down toxic oil residues. He said little is known about the state of the oil trapped in the water column, mixed with dispersant and/or resting at the bottom of the Gulf of Mexico. Oil may not degrade as easily in deeper waters with less oxygen. Also, ultra-violet light can't reach to aid in breaking down the oil.





Scientists at TIEHH received four male blue crabs, four large oysters, two seawater samples collected below the surface and a redfish. These samples were collected in shallow waters off Grand Isle, La.

They were shipped on ice overnight to the institute on April 13, where they were received in excellent condition and smelled fresh before processing, Kendall said.

Once tissues were extracted, scientists analyzed them using gas chromatography with mass spectrometry, said Todd Anderson, an environmental chemist at the institute. The process is used to determine substances within a specific test sample, and is widely regarded as the gold standard for forensic substance identification.

"We were particularly interested in polycyclic aromatic hydrocarbons, some of which can be carcinogenic," Anderson said. "The analytical results revealed that the PAHs we analyzed for were below detection limits of our instrumentation, and far below any levels of concern as regulated by the U.S. Food and Drug Administration."

[Trace Analysis Inc.](#) of Lubbock, Texas, a certified laboratory in Texas and Louisiana, assisted with the analysis.

This project took five days to complete and was done without support from BP or the United States Federal Government.

More

[Philosophy Student Rings In on 'Jeopardy'](#)

[New Mascots Step Up During Ceremonies](#)

[Bat Researcher Receives \\$500,000 NSF Grant](#)



Story produced by the [Office of Communications and Marketing](#), (806) 742-2136
begin_of_the_skype_highlighting (806) 742-2136 end_of_the_skype_highlighting.

Leave a Reply

Name (required)

Mail (will not be published) (required)

Website

Comments

Featured Expert



Ron Kendall is a professor and chairman of the [Department of Environmental Toxicology](#) and the founding director of [The Institute of Environmental and Human Health](#).

View his profile in our online [Experts Guide](#).

Featured Expert



Todd Anderson is a professor at [The Institute of Environmental and Human Health](#) in the [College of Arts and Sciences](#).

View his profile in our online [Experts Guide](#).

TIEHH



[The Institute of Environmental and Human Health](#) develops environmental and health sciences research and education at Texas Tech and Texas Tech University Health Sciences Center.

The institute's goal is to position Texas Tech as an internationally recognized force in the integration of environmental impact assessment of toxic chemicals with human health consequences, framed in the context of science-based risk assessment to support sound environmental policy and law.